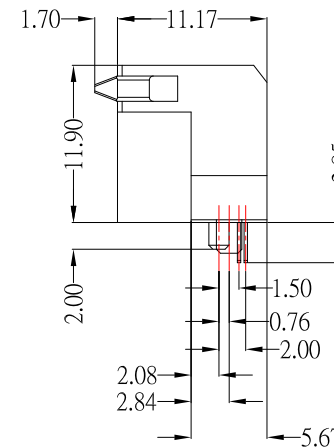
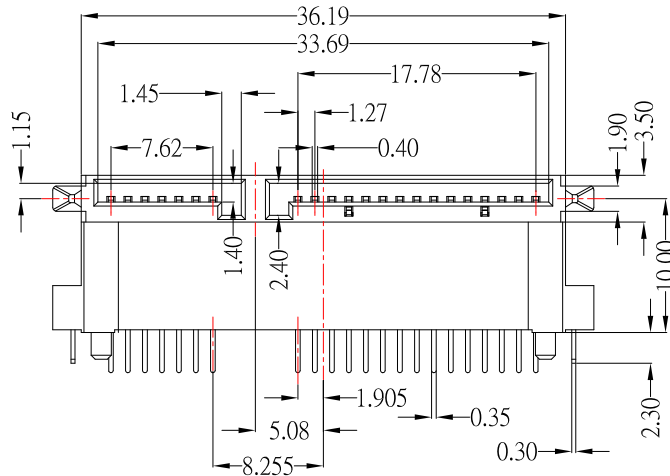


RECOMMENDED PCB LAYOUT



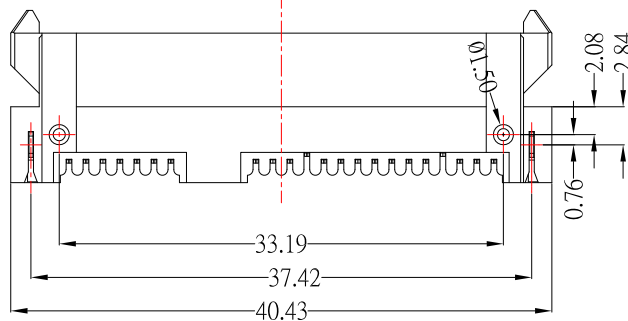
SPECIFICATION:

1.MATERIAL:

- 1.1 HOUSING: LCP , UL 94V-0 , Black.
- 1.2 CONTACT: PHOSPHOR BRONZE
- 1.3 BOARD: BRASS

2.Finish:

- 2.1 CONTACT: PLATED TIN IN MATING AREA ;  
TIN PLATED ON SOLDER BALLS ;  
NICKEL UNDER PLATED OVERALL
- 2.2 BOARD: TIN PLATED ON SOLDER BALLS ;  
NICKEL UNDER PLATED OVERALL



**CONTACT** 建倚科技股份有限公司  
CONTACT TECHNOLOGY CORP.

TOLERANCE UNLESS OTHERWISE STATED :  
Up to 5 ±0.2  
Above 5 ~ 15 ±0.3  
Above 15 ~ 30 ±0.4  
Above 30 ~ 50 ±0.5  
Angle ±0.3

3RD. ANGEL'S



UNITS

MM

DRAWN BY:	DATE	MAT'L	TITLE	CONNECTOR
Jack Lu	05/20/16		MODLE	SATA 7+15P 母座 R/A, 板上 DIP 塑高 11.9mm
CHECKED BY:	DATE	FINISH	DWG NO.	SATA-F22-119H1-S268
Jacky Chen	05/20/16	SCALE	1 : 1	PART NO. SATA-F22-119H1-S268
APPROVED BY:	DATE	SHEET NO.	1 of 1	SIZE A4
Tony Kao	05/20/16			VER R1

1	更新料號	Jack	052016
ITEM NO.	DESCRIPTION	DRAWN	DATE